

Avdelok® LD 2861



English	Français	Deutsch	Italiano	Español
Round head	Tête plate	Rundkopf	Testa tonda	Cabeza alomada
Pin: Medium carbon steel* Black self-colour	Tige: Acier* Noir	Bolzen: Stahl* Schwarz	Bullone: Acciaio* Negro	Vástago: Acero* Pavonado
Collar: Low carbon steel** Zinc plated***	Bague: Acier** Zingué***	Schließring: Stahl** Verzinkt***	Collare: Acciaio** Zincato***	Collar: Acero** Zincado***

*: SAE 15B36 **: BS 3111 Type 0 SAE 1008 DIN 1654 Qst 34-3 ***: BS EN 12329

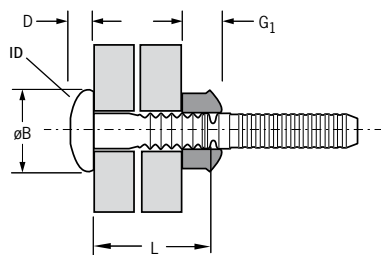
For Avdelok® LD with countersunk head replace part no 02861 with 02871.

Pour un Avdelok® LD avec tête fraisée remplacer la référence 02861 par 02871

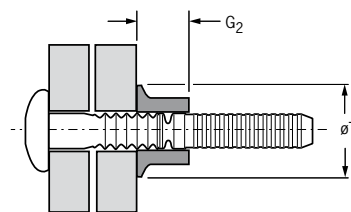
Für Avdelok® LD mit Senkkopf ersetzen Sie die Artikel-Nr. 02861 durch 02871.

Per Avdelok® LD con testa svasata sostituire il codice 02861 con 02871

Para Avdelok® de Gran Diámetro con cabeza avellanada, sustituir en la referencia 02861 por 02871.



Full Collar
Schließring Standard
Bague Standard
Collar Standard
Collar Estándar



Flanged Collar¹⁾
Schließring mit Bund¹⁾
Bague à embase¹⁾
Collar flangiati¹⁾
Collar con Ala¹⁾

ø					L	ø B	D	G1	G2	ø T	Part No/ref		
	nom.	ID	min.								max.	nom.	max.
12.7 (1/2")	6	6.0	13.0	13.2 - 14.2	32.0	23.0	9.2	15.9	19.2	26.2	02861-01604	02662-01600	02615-01600
	12	12.0	19.0		38.0						02861-01608		
	18	18.0	25.0		44.0						02861-01612		
	24	24.0	31.0		50.0						02861-01616		
	31	31.0	38.0		57.0						02861-01620		
	37	37.0	44.0		63.0						02861-01624		
	44	44.0	51.0		70.0						02861-01628		
	50	50.0	57.0		76.0						02861-01632		
	57	57.0	64.0		83.0						02861-01636		
	63	63.0	70.0		89.0						02861-01640		
	70	70.0	77.0		96.0						02861-01644		
	77	77.0	84.0		103.0						02861-01648		
	83	83.0	90.0		109.0						02861-01652		
	89	89.0	96.0		115.0						02861-01656		
	95	95.0	102.0		121.0						02861-01660		

all dimensions in mm / en millimètres / alle Maße in mm / in millimetri / en milímetros

1) see page 3 / voir page 3 / siehe Seite 3 / vedi pagina 3 / ver Pág. 3



An Acument™ Global Technologies Company

www.avdel-global.com



© 2007 Acument Intellectual Properties, LLC

Avdelok® is a trademark of Avdel UK Limited

04/2007, page 1/3

Data shown is subject to change without prior notice as a result of continuous product development and improvement policy.
Your local Avdel representative is at your disposal should you need to confirm latest information.

Avdelok® LD 2861

ø					L	ø B	D	G1	G2	ø T	Part No/ref		
	nom.	ID	min.								max.	nom.	max.
15.9 (5/8")	6	6.0	13.0	16.4 - 17.5	36.0	30.0	11.3	21.9	24.3	32.3	02861-02004	02662-02000	02615-02000
	12	12.0	19.0		42.0						02861-02008		
	18	18.0	25.0		48.0						02861-02012		
	24	24.0	31.0		54.0						02861-02016		
	31	31.0	38.0		61.0						02861-02020		
	37	37.0	44.0		67.0						02861-02024		
	44	44.0	51.0		74.0						02861-02028		
	50	50.0	57.0		80.0						02861-02032		
	57	57.0	64.0		87.0						02861-02036		
	63	63.0	70.0		93.0						02861-02040		
	70	70.0	77.0		100.0						02861-02044		
	77	77.0	84.0		107.0						02861-02048		
	83	83.0	90.0		113.0						02861-02052		
	89	89.0	96.0		119.0						02861-02056		
	95	95.0	102.0		125.0						02861-02060		
19.1 (3/4")	6	6.0	13.0	19.6 - 20.5	39.0	35.0	13.5	24.3	29.0	38.7	02861-02404	02662-02400	02615-02400
	12	12.0	19.0		45.0						02861-02408		
	18	18.0	25.0		51.0						02861-02412		
	24	24.0	31.0		57.0						02861-02416		
	31	31.0	38.0		64.0						02861-02420		
	37	37.0	44.0		70.0						02861-02424		
	44	44.0	51.0		77.0						02861-02428		
	50	50.0	57.0		83.0						02861-02432		
	57	57.0	64.0		90.0						02861-02436		
	63	63.0	70.0		96.0						02861-02440		
	70	70.0	77.0		103.0						02861-02444		
	77	77.0	84.0		110.0						02861-02448		
	83	83.0	90.0		116.0						02861-02452		
	89	89.0	96.0		122.0						02861-02456		
	95	95.0	102.0		128.0						02861-02460		
22.2 (7/8")	6	6.0	13.0	22.8 - 23.7	42.0	41.0	15.3	28.2	33.7	41.0	02861-02804	02662-02800	02615-02800
	12	12.0	19.0		48.0						02861-02808		
	18	18.0	25.0		54.0						02861-02812		
	24	24.0	31.0		60.0						02861-02816		
	31	31.0	38.0		67.0						02861-02820		
	37	37.0	44.0		73.0						02861-02824		
	44	44.0	51.0		80.0						02861-02828		
	50	50.0	57.0		86.0						02861-02832		
	57	57.0	64.0		93.0						02861-02836		
	63	63.0	70.0		99.0						02861-02840		

all dimensions in mm / en millimètres / alle Maße in mm / in millimetri / en milímetros

1) see page 3 / voir page 3 / siehe Seite 3 / vedi pagina 3 / ver Pág. 3



An Acument™ Global Technologies Company

www.avdel-global.com

© 2007 Acument Intellectual Properties, LLC

Avdelok® is a trademark of Avdel UK Limited

04/2007, page 2/3

Data shown is subject to change without prior notice as a result of continuous product development and improvement policy.
Your local Avdel representative is at your disposal should you need to confirm latest information.

Avdelok® LD 2861

ø					L	ø B	D	G1	G2	ø T	Part No/ref		
	nom.	ID	min.								max.	nom.	max.
22.2 (7/8")	70	70.0	77.0	22.8 - 23.7	106.0	41.0	15.3	28.2	33.7	41.0	02861-02844	02662-02800	02615-02800
	77	77.0	84.0		113.0						02861-02848		
	83	83.0	90.0		119.0						02861-02852		
	89	89.0	96.0		125.0						02861-02856		
	95	95.0	102.0		131.0						02861-02860		
25.4 (1")	6	6.0	13.0	26.0 - 27.0	46.0	47.0	17.7	32.0	38.0	48.5	02861-03204	02662-03200	02615-03200
	12	12.0	19.0		52.0						02861-03208		
	18	18.0	25.0		58.0						02861-03212		
	24	24.0	31.0		64.0						02861-03216		
	31	31.0	38.0		71.0						02861-03220		
	37	37.0	44.0		77.0						02861-03224		
	44	44.0	51.0		84.0						02861-03228		
	50	50.0	57.0		90.0						02861-03232		
	57	57.0	64.0		97.0						02861-03236		
	63	63.0	70.0		103.0						02861-03240		
	70	70.0	77.0		110.0						02861-03244		
	77	77.0	84.0		117.0						02861-03248		
	83	83.0	90.0		123.0						02861-03252		
	89	89.0	96.0		129.0						02861-03256		
95	95.0	102.0	135.0	02861-03260									

all dimensions in mm / en millimètres / alle Maße in mm / in millimetri / en milímetros

1) Use of a flanged collar reduces the stated grip range as follows: / L'utilisation d'une bague à embase réduit la plage de serrage de : / Bei Verwendung eines Schließringes mit Bund reduziert sich der angegebene Klemmbereich um die genannten Werte: / L'uso del collare flangiato riduce il campo dello spessore serrabile come segue: / El empleo de collares con ala reduce los espesores a remachar indicados en: ø 12.7 mm: 3 mm; ø 15.9 mm: 4 mm; ø 19.1 mm: 5 mm; ø 22.2 mm: 5.5 mm; ø 25.4 mm: 6 mm

ø			
nom.	kN	kN	kN
12.7 (1/2")	64.0	75.8	53.6
15.9 (5/8")	100.0	120.5	85.4
19.1 (3/4")	144.1	178.4	126.3
22.2 (7/8")	193.0	246.6	174.6
25.4 (1")	251.3	323.4	229.1

The strength of the joints will vary with the thickness and hardness of the metal sheet of the application. The performance figures shown are minimum values of installed fastener. Round head in carbon steel is equivalent to ASTM A325 high strength bolts and meets performance requirements of BS 7805. These values are comparable to property class 8.8 threaded products.

Les caractéristiques de l'assemblage dépendent de la dureté et de l'épaisseur du matériau support. Les données indiquées sont des valeurs minimales. Une version acier tête plate est équivalente à un boulon haute résistance suivant la norme ASTM A325 et atteint les performances de la norme BS7805. Ces valeurs de performance sont comparables à un boulon de classe 8.8.

Die Festigkeit der Fugstellen variiert mit der Materialstärke und -härte der verwendeten Bauteile. Die genannten Belastungswerte sind die Mindestwerte des gesetzten Verbinders. Rundkopf in Stahl ist äquivalent zu ASTM A325 hochfesten Bolzen und entspricht den Anforderungen der BS 7805. Diese Werte sind mit einem Gewindeprodukt der Festigkeitsklasse 8.8 gleichzusetzen.

La forza dei giunti varierà con lo spessore serrabile e la durezza del materiale dell'applicazione. I valori delle prestazioni indicate sono i valori minimi del fastener installato. La testa tonda in acciaio al carbonio è equivalente a ASTM A325 per bulloni ad elevata resistenza ed è conforme alle prestazioni richieste da BS 7805. Questi valori sono comparabili alla classe di resistenza 8.8 dei prodotti filettati.

La resistencia de la unión variará con el espesor y dureza de la chapas a unir. Los valores de resistencia indicados, son valores mínimos del remache colocado. La resistencia de remache cabeza alomada en acero al carbono es equivalente a los tornillos de alta resistencia según la ASTM A325 y cumple con las exigencias de la BS 7805. Estos valores son equivalentes a la calidad 8.8 de los productos roscados.



An Acument™ Global Technologies Company

www.avdel-global.com

© 2007 Acument Intellectual Properties, LLC

Avdelok® is a trademark of Avdel UK Limited

04/2007, page 3/3

Data shown is subject to change without prior notice as a result of continuous product development and improvement policy. Your local Avdel representative is at your disposal should you need to confirm latest information.